






Size Charts (Unit: cm)


		S	M	L
	Clothing Length	70	71	72
	Chest	56	58.5	61
	Hem	46	48.5	51
	Sleeve Length	56	57.2	58.5


		S	M	L
	Clothing Length	102	103	104
	Waist	33	35.5	38
	Hip	51.5	54	56.5
	Hem	11	11.5	12


		S	M	L
	Clothing Length	32	32.6	33.2
	Bust	34	36.5	39
	Hem	32	34.5	37


	adjusted	S	M	L
	Waist	64	69	74
	Hip	84	89	94
	Inseam Length	64	64.6	65.2


	adjusted	S	M	L
	Waist	64	69	74
	Hip	84	89	94
	Inseam Length	6	6	6

		S	M	L
	Clothing Length	73	75	77
	Chest	57.5	60	62.5
	Sleeve Length	25	26	27
	Hem	53	60.5	63

		XS	S	M	L
	Clothing Length	73.5	75.5	77.5	79.5
	Bust	55	57.5	60	62.5
	Sleeve Length	24	25	26	27
	Hem	55.5	58	60.5	63

	adjusted	S	M	L
	Waist	80	85	90
	Hip	98	103	108
	Clothing Length	36	37	38
	Inner: Inseam Length	14.3	14.3	14.3

		S	M	L
	Clothing Length	71.5	73.5	75.5
	Chest	49	51.5	54
	Hem	47.5	50	52.5

		S	M	L
	Clothing Length	38	39.5	41
	Bust	39.5	42	44.5
	Sleeve Length	58.5	59.7	60.9
	Hem	31.8	34.4	37